# Modern Shade

Premium Fabric Shade Structures

SINCE 2009



# Masters of quality. Professionals in effectively cooling outdoor spaces.

**Lake Travis ISD**
Lakeway, Texas

## Table of Contents


About Us . . . . . 2
Products . . . . . 3-22
Covered Parking . . . . . 21-22
Shade Accessories . . . . . 25
Color Charts . . . . . 26-29
Product Overview . . . . . 30-36
Shade Applications . . . . . 37
The Buying Process . . . . . 38


4 Post Hip Super Structure

## About Us

Modern Shade, located in Buda Texas, is committed to manufacturing the highest quality shade structures and back them with an industry leading warranty at competitive prices. We treat each customer as though they are our only customer, and we strive to exceed their expectations with outstanding service and exceptional products.

## The Modern Shade Difference

- **Our shade structures provide an open feel that cools the air by as much as 25 degrees and blocks up to 97% of harmful UV rays**
- **MaxTension™, our proprietary pulley system, is designed to keep the fabric top tight and firm**
- **Our shades only use heavy PTFE Teflon® thread which is professionally designed with double sewing needles to create a lockstitch that prevents tears and rips**
- **All steel frames go through an extensive process of sand blasting, zinc primer and powder coating or can be galvanized for coastal applications**
- **USA manufactured in Buda, Texas**
- **10/20 year non-prorated warranty**
- **We ship anywhere in the continental United States and all shipments are carefully packaged for safe travel**



**Milburn Park**
Cedar Park, Texas

# SQUARE & RECTANGLE SHADE STRUCTURES

- **Most popular and efficient type of Shade Structures offered in our widest range of sizes**
- **Great for areas where columns can be placed at 90 degrees apart**
- **Offered in Regular Sizes (Typically under 35') & in Super Structure Sizes (Typically over 35')**


4 Post Pyramid


4 Post Hip


4 Post Hip Super Structure


6 Post Hip


6 Post Hip Super Structure


8 Post Hip Super Structure





## 4 Post Pyramid

- Similar to the 4 Post Hip, except instead of a "Hip"/ Ridge Beam the top of the canopy comes to a pyramid
- This design can easily accommodate multiple structures joined together with shared columns for large areas
- Standard sizes are 8'x8' up to 18'x18' on 4 posts
- Square sizes are available in between



## 4 Post Hip

- Most popular and best value shade structure style offering optimal shade at the best price
- This design can easily accommodate multiple structures joined together with shared columns for large areas
- Standard sizes are 8'x10' up to 35'x35' on 4 posts
- Custom sizes are available in between



## 4 Post Hip Super Structure

- Great way to shade large areas
- Standard sizes are 36'x36' up to 60'x60' on 4 posts
- Custom sizes are available in between

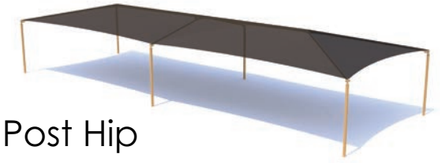

## 6 Post Hip

- Similar to the 4 Post Hip but has 2 middle posts to extend the length of the shade coverage
- Standard sizes are 25'W x 50' up to 70'L on 6 posts
- Custom sizes are available in between



## 6 Post Hip Super Structure

- Similar to the 4 Post Hip Super Structure to shade large areas, but provides even more shade with 2 middle posts
- Standard sizes are 30' x 60' up to 60' x 100' on 6 posts
- Custom sizes are available in between



## 8 Post Hip Super Structure

- Similar to the 6 Post Hip Super Structure, but providing 2 more posts for additional support to extend shade even further
- Standard sizes are 40' up to 60'W x 100' up to 120'L on 8 posts
- Custom sizes are available in between




# CANTILEVER SHADE STRUCTURES

- Fantastic for areas where columns may obstruct access or viewing
- Great for Aquatic Areas – Sporting Events – Car Parking
- All Cantilever styles can have 2 or more structures connected together which is referred to as “Joined”


Full Cantilever Single Slope


Full Cantilever Hip


Offset Cantilever Hip


High Brace Full Cantilever Hip


Full Cantilever Arched


T-Post Hip



# CANTILEVER ROOF STYLES


Hip


Pyramid


Single Slope


Arched

## Full Cantilever



Available in Hip, Pyramid, Single Slope or Arched Roofline

- Most popular, obstruction-free cantilever style with a total of only 2 posts flush at the back edge of the shade canopy
- Standard sizes are 8’ x 8’ up to 20’ overhang x 40’
- Custom sizes can extend up to 20’ overhang x 50+’ by adding a middle post
- For an Arched roofline, upgrade to our **High Brace** design or use the strengthened frame to extend the cantilever overhang for any other roofline

## Offset Cantilever



Available in Hip, Pyramid, Single Slope, or Arched Roofline

- Similar to the Full Cantilever except each post is offset under the beam between 2’ to 7’ (depending on structure size) from the back edge of the shade canopy
- Standard sizes are 8’ x 8’ up to 20’ overhang x 40’
- Custom sizes can extend up to 20’ overhang x 50+’ by adding a middle post



## Semi Cantilever

Available in Hip or Pyramid Roofline

- Our most economical extended cantilever is somewhat of a hybrid between the Full and Offset Cantilevers with one post at the back edge of the shade canopy and a second post offset 4' to 7' in under the same beam
- With twice as many support columns, the Semi Cantilever design calls for smaller main steel sizes than the Full Cantilever
- Excellent for single sided parking and other applications requiring an extensive cantilever overhang
- Standard sizes are 18' x 18' up to 20' overhang x 40'
- Custom sizes can extend over 20' overhang x 50+' by adding a middle post



T-Post



## Double Cantilever Hip

Available in Hip Roofline

- Similar to placing 2 Offset Cantilevers back-to-back with 2 posts under each beam to support extended lengths
- Standard sizes are 36' x 18' up to 36' x 40'
- Our largest cantilever is ideal for double sided parking



## T-Post

Available in Hip, Pyramid, Single Slope, or Arched Roofline

- Each end of this shade canopy is supported by a single post directly under the center of a beam which forms a perfectly balanced T shape cantilever
- Perfect for tennis court seating and other applications where cantilevers need to extend equal distance on both sides of the posts
- Standard sizes are 8' x 8' up to 20' overhang x 40'
- Custom sizes can extend 20+' overhang x 50+' by adding a middle post





**Heritage Park**
Longview, Texas

High Brace Cantilever



Hyatt Regency Lost Pines Resort
Cedar Creek, Texas

# SAIL SHADE STRUCTURES

- Modern Shade Sails offer a unique combination of elegant design, vibrant color and functional shade to cool ambient temperature, while enhancing curb appeal
- Beginning with conceptual design, Modern Shade collaborates with architects and structural engineers to provide innovative fabric solutions for a meaningful outdoor experience
- For maximum tension and longer fabric lifespan, we recommend limiting each side to 40' spans
- The larger the Sail structure size is, the more height differential is required for proper slope which is necessary for preventing ponding during rainfall







American Institute of Steel Construction AISC Founded 1921

AWS American Welding Society® MEMBER

Made in USA



## 3 Point Sails

- In their most simplistic design, Triangle Sails attach to 3 posts with at least 1 post at a different height
- Standard sizes are 15'x15'x15' with post heights 8' up to 11' tall and lengths of fabric increasing by 5' up to a 40'x40'x40' with post heights up to 12' to 18' tall
- Custom sizes are available for almost any size up to 40' between posts and heights over 20' if required, and additional shade coverage can be achieved with multiple overlapping Triangle Sails









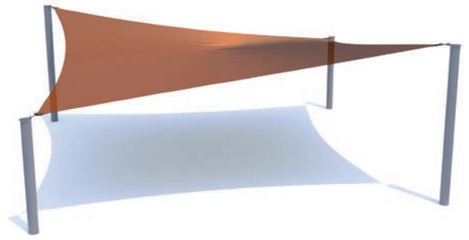

## 4 Point Sails

- Square and Rectangle shaped Sails attaching to 4 posts with varying heights, typically provide more shade and better value than a single 3 Point Triangle Sail
- Standard sizes are 15'x15' with 8' to 11' posts up to 40'x40' with 12' to 18' posts in 2 Main Configurations:
  **Hypar:** 2 diagonal high posts & 2 diagonal low posts creating a beautiful hyperbolic or "twisted" shape
  **Lean-to:** 2 high posts on the same side sloping down to 2 low posts on the opposite side
- Custom sizes, shapes and heights are available for columns placed anywhere within 40' of each other







## Custom Sails Cluster

- Fabric Architecture – that is what Modern Shade can create for your site-specific project
- By mixing and matching multiple shapes and sizes of fabric sails with 3, 4, or more attachment points at various heights, your design will likely be the only one of its kind anywhere in the world
- Perfect for areas where post locations are limited or not evenly spaced out














**Oklahoma University Baptist Collegiate Ministry**
Norman, Oklahoma


Yosemite Farm Credit Union
Turlock, California

# UMBRELLA SHADE STRUCTURES

- Superb for shading small areas from 8' up to 24'
- Designed to maximize shade with minimal post obstruction
- Offered in Single or Dual Posts
- Choose from 3 Umbrella styles:
  - Cantilever Umbrella with a single column offset to one side
  - Center Post Umbrella with one column in the center
  - 2 Post Umbrella Hip with two columns in the middle connected by a ridge beam


Cantilever Umbrella


Center Post Umbrella


2 Post Umbrella Hip

## Cantilever Umbrella

- One post cantilevered from the side creating an unobstructed shade area
- Maybe our most universal design, ideal for shading patios, benches, picnic tables, car wash attendants and any other smaller area under the sun
- Offered in Square, Hexagon and Octagon with Pyramid or Conical shaped roof styles
- Standard sizes are 8'x8' up to 24'x24'




SQUARE ROOF


HEXAGON ROOF

## Center Post Umbrella

- Classic umbrella with a single post in the center of the shade canopy
- Offered in Square, Hexagon and Octagon with Pyramid or Conical shaped roof styles
- Our most economical basic shade structure and still a fan favorite
- Standard sizes are 8'x8' up to 24'x24'

## 2 Post Umbrella Hip

- Combines 2 center post umbrellas into one rectangle umbrella by connecting the 2 posts at each peak with a center hip ridge beam
- Standard sizes are 8' x 16'; 10' x 20'; 12' x 24'; 15' x 30'
- The standard distance between the 2 posts is half the length of the structure. (ie. 8', 10', 12' & 15')



## Back-to-Back Double Cantilever Umbrella

- One post with double (2) Square tops back to back
- Ideal for shading patios, benches, picnic tables, car wash attendants and more
- Offered in Pyramid or Conical shaped roof styles
- Standard sizes are 8'x8' up to 20'x20'

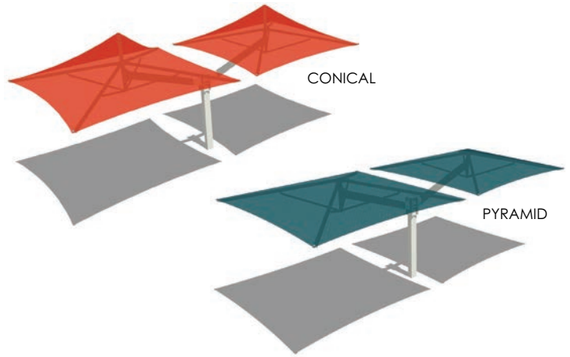


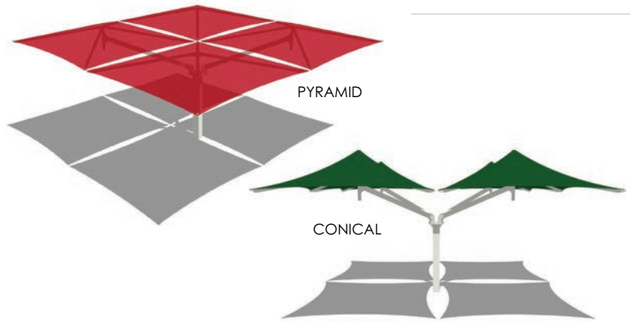


## Quad Cantilever Umbrella

- One post with Quad (4) Square tops
- Ideal for shading patios, benches, picnic tables, car wash attendants and more
- Offered in Pyramid or Conical shaped roof styles
- Standard sizes are 8'x8' up to 15'x15'

## Center Post and Cantilever Hypar Umbrella

- One post with hyperbolic twisted shape for architectural flare and curb appeal
- Ideal for shading patios, benches, picnic tables, car wash attendants and more
- Standard sizes are 10'x10' up to 20'x20'






8P Multi-Level Windmill Hip

# MULTI-LEVEL, MULTI-PANEL SHADE STRUCTURES

## Multi-Level Windmill

- **With multiple, overlapping layers of sails integrated into a framed steel structure our Multi-Level Windmill presents a strikingly unique look**
- **Often used when a more architectural design is desired over a basic square or rectangle style**
- **2 windmill structures may be joined together to extend shade coverage**





# HEXAGON SHADE STRUCTURES

- Uniquely designed for covering circular areas with a festive, big top shade structure
- Providing maximum shade, Hexagons are ideal for playgrounds, picnic tables and display areas
- Offered in both Regular and Super Structure sizes

American Welding Society® MEMBER

**Acme Park**
San Antonio, Texas





# CUSTOM & SPECIALTY SHADE STRUCTURES

- Modern Shade is expert in problem solving and Fabric Architecture
- Whether designing a cantilever column at a problematic install site or bringing a client's creative design ideas to life with fabric art as displayed in our one-of-a-kind Dragon Flies to beautify the City of Austin, we thrive on challenges
- Modern Shade partners with its clients to offer creative solutions as simple as custom fitting fabric for pergolas and other frames or as complex as designing highly custom sail shades with keder rail systems

American Welding Society® MEMBER



Kite



Walkway Shade



Pergola w/ HDPE Fabric



**Mata Rodriguez Skate Park**
Pecos, Texas



**Roy G. Guerrero Park**
Austin, Texas



**OUBCM**
Norman, Oklahoma



# COVERED PARKING

- Car dealerships, roof top parking garages, airports, apartments, hospitals, corporate parking, and many others are all perfect clientele for covered parking structures
- Often referred as “hail nets”, car dealerships may receive discounts on their insurance premiums when hail and sun protective structures are installed over their vehicle inventory
- To help mitigate the risk of hail damage around the canopy perimeter, vehicles should be parked under center and the canopy itself must be large enough to adequately protect the front and back ends of vehicles


















Mercedes Benz of Austin
Austin, Texas







**TxDOT**
El Paso, Texas



# SHADE ACCESSORIES

## Fabric Side Panels

- Fabric Side Panels are available on most structures and offer additional protection from sun and hail exposure by attaching vertical panels of fabric between posts
- Choose between vertical panels that attach between posts or angled fabric panels which attach from the posts to the rafters underneath the main fabric canopy

## Safety Post Pads

- Safety post pads are an excellent way of providing protection against bumps and bruises, busted lips and cracked teeth
- Made of condensed foam and UV & water-resistant fabric, post pads can also provide protection against costly nicks and dents to property
- Our post pads literally wrap around any square or round post, and are the perfect safety solution for Child Care & School Playgrounds, Gyms, Sport Facilities, Support Columns, & Car Ports











# ARCHITECTURAL FABRIC COLORS

## Commercial 95 340®

### Our Standard Fabric

- Construction - lockstitch monofilament & tape yarns
- 340 gsm fabric suitable for applications spanning a wide array of sizes and designs
- Provides the optimal combination of sun protection, strength, and durability to ensure low maintenance, and long-life performance
- The most expansive color assortment in the HDPE shade fabric market. Offering 22 rich, vibrant and on-trend colors to fulfill a wide range of design requirements
- Industry-leading stentering process provides premium lay flat characteristics to assist with accurate design and fabrication
- Backed by a full 10-year warranty against UV degradation and designed to withstand the world's harshest environments
- 100% Lead and Phthalate free
- Up to 96% UV block
- Meets ASTM E-84 19B Class A flame rating

All Colors are available in FR which meet CSFM Title 19 1237.1 and NFPA 701 Standards Test Methods 1&2






**Aquamarine**
95.1% UVR Block



**Aquatic Blue**
91.1% UVR Block



**Black**
94.8% UVR Block



**Blue Bird**
95.3% UVR Block



**Bright Green**
92.5% UVR Block



**Brunswick Green**
94.7% UVR Block



**Charcoal**
93.4% UVR Block



**Cherry Red**
91.2% UVR Block



**Deep Ochre**
94.6% UVR Block



**Desert Sand**
93.8% UVR Block



**Driftwood**
94.9% UVR Block



**Gun Metal**
93.2% UVR Block



**Natural**
93.1% UVR Block



**Navy Blue**
94.4% UVR Block



**Orange**
94% UVR Block



**Rivergum Green**
92.9% UVR Block



**Sky Blue**
92.2% UVR Block



**Steel Grey**
94.3% UVR Block



**Stone**
94.3% UVR Block



**Turquoise**
91.5% UVR Block



**White**
94.1% UVR Block



**Yellow**
95.5% UVR Block

# DualShade 350®

## Additional fee for this Premium Fabric

- Construction - lockstitch monofilament & tape yarns
- This fabric is truly unique in both its aesthetic and performance. Two different color yarns are combined to create a single fabric that produces a truly transformative effect
- The beautiful palette of color combinations will enhance the design of any outdoor space
- Dimensionally stable fabric reduces retensioning frequency and associated maintenance costs, resulting in longer fabric life and improved performance
- Maximum durability achieved through use of high quality, UV stabilized monofilament and tape yarns joined by a lock-stitch knit pattern
- Superior long-term performance achieved through an even distribution of force across the tensioned fabric
- Ideal for human sun protection offering up to 94% UV Block
- 10 Year Warranty
- Meets ASTM E-84 19B Class A flame rating

All Colors are available in FR which meet CSFM Title 19 1237.1 and NFPA 701 Standards Test Methods 1&2



**Citrus**
91.9% UVR Block



**Sunburst**
90.6% UVR Block



**Macaw**
90.7% UVR Block



**Chameleon**
90.3% UVR Block



**Topaz**
90.6% UVR Block



**Amazonia**
92.4% UVR Block



**Savanna**
92.3% UVR Block



**Cobblestone**
93.6% UVR Block



**Gold Rush**
91.5% UVR Block



**Capri**
92.1% UVR Block



**Santorini**
92.2% UVR Block



**Maldives**
90.9% UVR Block

# Commercial Heavy 430®

## Additional fee for this Premium Fabric

- Construction - lockstitch made from 100% round monofilament HDPE yarn 430 GSM and with a patented intertwining knit pattern, Heavy features superior biaxial and load bearing performance for optimum shade and tensioning endurance
- Engineered to withstand extreme weather conditions on large scale tension structures
- Up to 94% UVR Block protection and is available in 16 popular colors, making it easier than ever to complement existing design elements and color schemes
- Patented intertwining knit pattern resulting in superior biaxial performance
- 100% round monofilament HDPE yarn for optimal structural stability
- 10 Year Warranty
- Meets ASTM E-84 19B Class A flame rating

All Colors are available in FR which meet CSFM Title 19 1237.1 and NFPA 701 Standards Test Methods 1&2



**Desert Sand**
85.9% UVR Block



**Black**
86.4% UVR Block



**Charcoal**
87.6% UVR Block



**Steel Grey**
86.5% UVR Block



**White**
86.6% UVR Block



**Brunswick Green**
86.8% UVR Block



**Emerald**
86.7% UVR Block



**Bright Green**
86.8% UVR Block



**Yellow**
86.1% UVR Block



**Deep Ochre**
87.3% UVR Block



**Red**
87.4% UVR Block



**Orange**
86.8% UVR Block



**Natural**
87.9% UVR Block



**Navy Blue**
87.5% UVR Block



**Aquatic Blue**
87.3% UVR Block



**Royal Purple**
86.5% UVR Block








# Powder Coat Color Options

- High Strength Pre-galvanized and ASTM
- TGIC polyester powder shall meet or exceed ASTM standards for adhesion, hardness, impact, flexibility, over bake resistance, and sea spray resistance
- The manufacturer shall provide a 20 year non-prorated warranty against failure due to rust-through corrosion on steel frames
- Structural steel tubular products shall be cold-formed structural quality carbon steel complying with ASTM A-500, Grade B except where engineer drawings specify otherwise
- All steel frames are blasted prior to coating to ensure adhesion and primed with a zinc rich primer to prevent rust from within.
- Powder coated in the approved color by electro-statically applying and baking at 400 degrees Fahrenheit to a thickness between 3.0 - 5.0 mil for a consistent glossy finish
- Welding performed in accordance with the latest edition of the American Welding Society Structural Welding Code ASW D1.1
- Standard practice welding performed using E-70 electrodes or gas-metal arc welding utilizing ER 70- S6
- Installation, design, and structural specifications shall be in accordance with ASTM Structural Specifications for Bolted Connections
- Optional Hot Dip Galvanizing available upon request



**Signal Red**
RAL 3001



**Brown Red**
RAL 3011



**Sepia Brown**
RAL 8014



**Beige**
RAL 1001



**Signal Blue**
RAL 5005



**Cobalt Blue**
RAL 5013



**Moss Green**
RAL 6005



**Zinc Yellow**
RAL 1018



**Traffic Black**
RAL 9017



**Window Grey**
RAL 7040



**Light Ivory**
RAL 1015



**Signal White**
RAL 9003

*Colors shown may deviate from the actual color due to screen & print technology*



# PRODUCT OVERVIEW



4 Post Pyramid



4 Post Hip



4 Post Super Hip



6 Post Hip



6 Post Super Structure



8 Post Super Structure

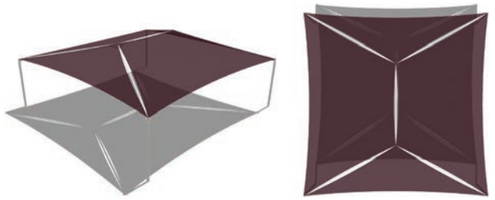

4 Post Multi-Panel Hip

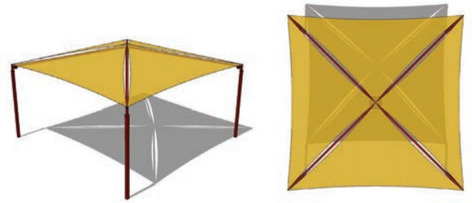

4 Post Multi-Panel Pyramid



Full Cantilever Hip

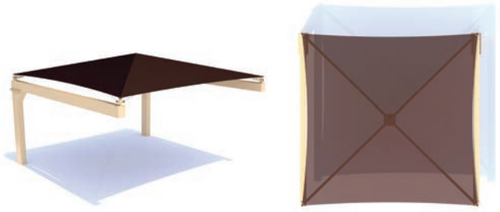

Full Cantilever Pyramid



Full Cantilever Single Slope



Full Cantilever High Brace Arched



Full Cantilever High Brace Hip

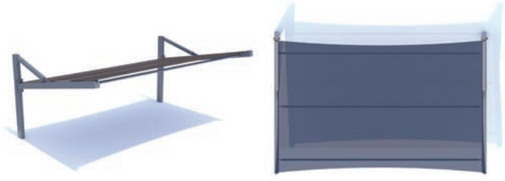

Full Cantilever High Brace Single Slope



Offset Cantilever Hip



Offset Cantilever Single Slope





Offset Cantilever Arched



Semi Cantilever Hip

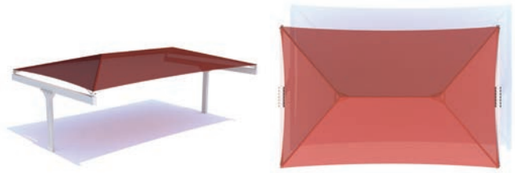

T-Post Hip



T-Post Pyramid



T-Post Single Slope



T-Post Single Arched

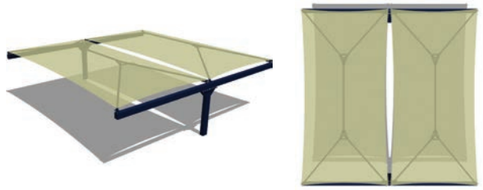

T-Post Cantilever Hip 2 Top



Double Cantilever Hip

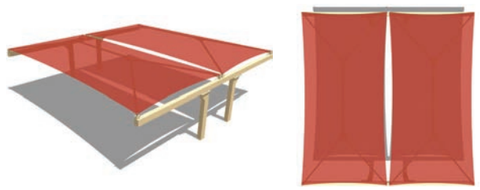

Double Cantilever Hip 2 Top

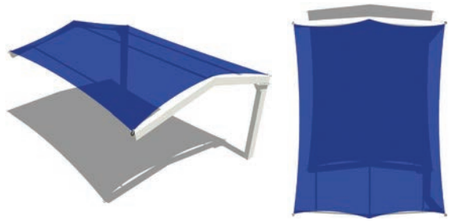

Walkway Shade



3 Point Triangle Sail



4 Point Hypar Sail



4 Point Lean-To Sail



Custom Sails Cluster



Hexagon

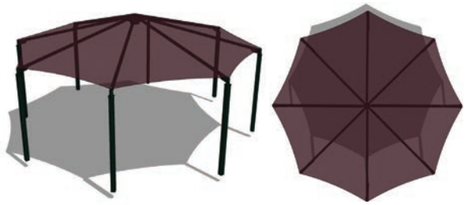

Octagon





Kite



Multi-Level Windmill



Multi-Level Windmill Hip



Multi-Level Windmill Hexagon



2 Post Umbrella Hip



Center Post Umbrella Square



Center Post Umbrella Hexagonal



Center Post Umbrella Octagonal



4 Sided Center Post Conical Umbrella



6 Sided Center Post Conical Umbrella



8 Sided Center Post Conical Umbrella



Center Post Hypar Umbrella

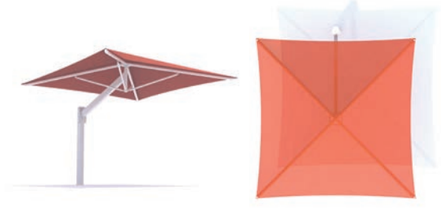

Cantilever Umbrella Square

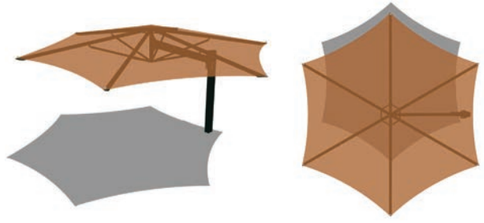

Cantilever Umbrella Hexagonal



Cantilever Umbrella Octagonal

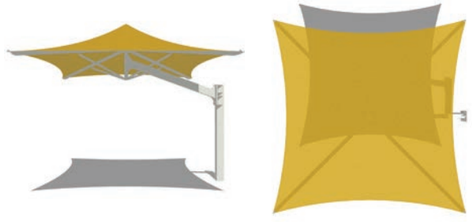

4 Sided Cantilever Conical Umbrella





6 Sided Cantilever Conical Umbrella



8 Sided Cantilever Conical Umbrella



Cantilever Hypar Umbrella

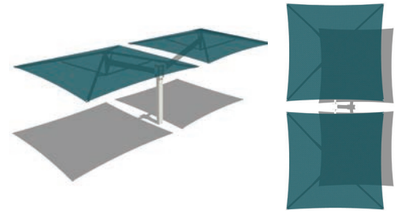

Double B2B Cantilever Square Umbrella

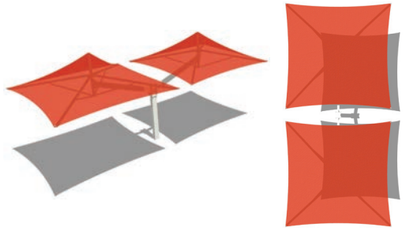

Double B2B Cantilevered Conical Umbrella

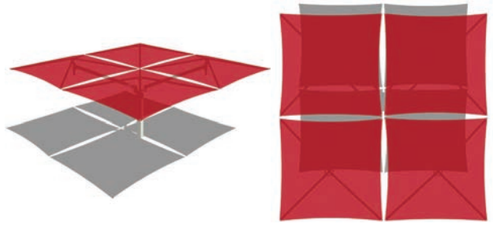

Quad Cantilever Square Umbrella



Quad Cantilever Conical Umbrella



# SHADE APPLICATIONS

## Shade Structure Markets and Applications are Endless

- Agricultural and Livestock
- Apartments and Condominiums
- Car Washes and Oil Lube Details Areas
- Churches
- City Bus Stops and Railcar Waiting Areas
- Concession and Viewing Areas
- Courtyards
- Covered Parking for Auto & Boat Dealers, Airports, Hospitals, Corporations and Fleet Parking
- Covered Walkways
- Dog Parks and Kennels
- Golf Driving Ranges and Country Clubs
- Government, Military and Border Control
- Grocery Store Entrances
- Hide and Protect Unsightly A/C or Maintenance Equipment
- HOA Amenities
- Landscape Architecture
- Outdoor Amphitheaters
- Outdoor Basketball and Sport Courts
- Outdoor Classrooms and Playgrounds
- Outdoor Dining and Patios
- Outdoor Event Areas for Seating, Parking and Ticketing Areas
- Parks and Recreation
- Racetracks
- Resorts and Outdoor Living
- Rooftops for Dining and Parking Garages
- School Play Areas and Pick Up / Drop Off Areas
- Splash Pads and Skateparks
- Stadiums, Bleachers and Dugouts
- Swimming Pools and Lifeguard Stations
- Tennis and Pickle Ball Courts
- Theme and Water Parks
- Water Treatment Plants
- Wedding Venues





# THE BUYING PROCESS

### Step 1 Free Onsite Consultation

In order to properly measure and make design recommendations, we suggest scheduling a free onsite consultation with a Modern Shade Dealer who is trained and experienced in selling and installing our shade structures.

### Step 2 Design

Is your primary goal centered more on architectural aesthetics or is it to provide functional shade coverage at the most affordable price? Identifying primary and secondary goals as well as understanding your budget will help guide us towards the right solution that will best meet your needs. Whether it's designing multiple, overlapping Sails or optimizing a basic 4 Post Hip shade over a playground, our team of designers will collaborate with you and our Dealer to achieve the desired end result.

### Step 3 Cost Feasibility

Once needs are identified and the appropriate shade design is developed the next step is for our Modern Shade Dealer to provide a turnkey, installed Quote. If the cost exceeds your budget, then we will examine what adjustments can be made to lower the price within budget or possibly do the project in phases.

### Step 4 Purchase

Once a buying decision has been made, we recommend placing an order well in advance of the desired installation date to allow time for design, engineering (if required), permitting (if required), manufacturing and installation schedules. If permitting is required, Sealed Engineered Drawings will most likely be mandated.
Once approved for manufacturing, we will process your order as expeditiously as possible. Check with us at time of order for the most accurate estimated lead times.

### Step 5 Shipping and Installation

Once your order is complete, we will verify shipping information and confirm someone will be available to offload with a forklift. It is the owner's responsibility to ensure proper equipment and manpower are available to offload in a secure area.
We recommend meeting the installer onsite before installation commences to verify that the column locations and orientation of your new shade structure are laid out accurately.

### Step 6 Maintenance

Once installed, Modern Shade structures are easy to maintain and require minimal maintenance. We recommend checking fabric tops annually to ensure proper cable tension is maintained, all connecting hardware is properly secured and all bolted connections and joints are caulked as needed to prevent rust.
To preserve the finish, if any area on the coated steel frame is nicked or scuffed down to the bare metal (regardless of cause), the owner should remove with sand paper or wire brush, prime and repaint. To remove dirt or bird droppings from fabric tops, simply spray the underside with water. For stubborn dirt, mild dish soap may be applied and rinsed.

### Limited Warranty

Modern Shade offers a 10 year **non-prorated** warranty on the shade fabric, a 20 year **non-prorated** warranty on steel frames and a 1 year warranty on all moving parts, surface coat finish, or any other product or part not covered by the above warranties.





Modern Shade
Premium Fabric Shade Structures

MODERNSHADELLC.COM